

4

3

2


1

DWG NO. HD-116 SH 1 REV -

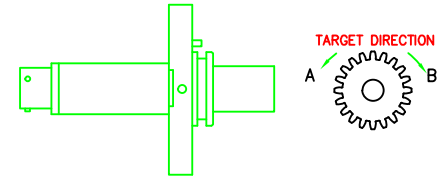

REVISIONS				
ZONE	REV	DESCRIPTION	DATE	APP

- SUPPLY VOLTAGE: 4.5V TO 30V DC REGULATED
- SUPPLY CURRENT: 10mA MAX @ NO LOAD, BOTH OUTPUTS HIGH
- OUTPUT TYPE: SUPPLY TRACKING, OPEN COLLECTOR
- OUTPUT LOGIC LOW (V_{ol}): 0.6V MAX @ 25mA
- OUTPUT LOGIC HIGH (V_{oh}): (V_s - 0.2V) X (R_L / (2.2K + R_L)) TYPICAL
- PROTECTION: REVERSE POLARITY AND OUTPUT SHORT CIRCUIT
- OPERATING FREQUENCY: 0Hz TO 15KHz
- AIR GAP: 0.100" (SEE NOTE 1)
- DUTY CYCLE: 50% ± 25% DEPENDENT ON TARGET GEOMETRY
- PHASE SHIFT: 90° ± 45° DEPENDENT ON TARGET GEOMETRY (SEE ALIGNMENT)
- ALIGNMENT: 12P (2M) SPUR GEAR CONTACT FACTORY FOR CUSTOM ALIGNMENT
- OPERATING TEMPERATURE: -40°C TO 125°C
- STORAGE TEMPERATURE: -40°C TO 125°C
- MATING CONNECTOR: MIL-DTL-26482 TYPE 10-6SN
- ENVIRONMENT RATING: IP68

DIRECTION A



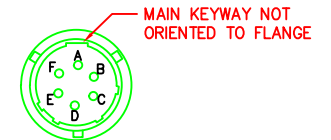
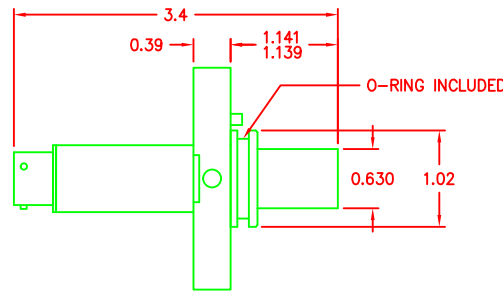
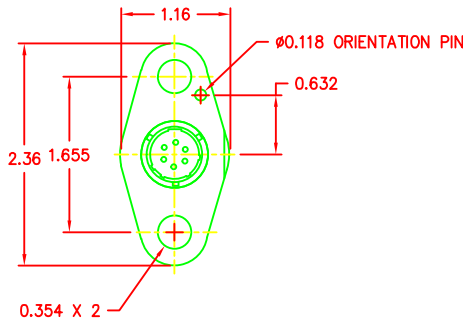
DIRECTION B



GEAR DIRECTION	OUTPUT 1	OUTPUT 2
DIRECTION A	LEAD	LAG
DIRECTION B	LAG	LEAD

NOTES:

1. AIR GAP IS DEPENDENT ON TARGET GEOMETRY AND OPERATING FREQUENCY. HIGHER OPERATING FREQUENCIES AND FINER PITCH GEARS MAY REQUIRE AIR GAPS LESS THAN 0.100"



PIN DESCRIPTION	PIN
POWER INPUT	A
POWER AND PULSE COMMON	B
OUTPUT PULSE 1	C
OUTPUT PULSE 2	D
NO CONNECTION	E
NO CONNECTION	F

786 PITTS CHAPEL ROAD
ELIZABETH CITY, NC 27909

MATERIAL	APPROVALS	
300 SERIES STAINLESS	DRAWN W. STAMBAUGH	DATE 08/19/16
FINISH	CHECK M. BERGMAN	DATE 08/22/16
	ISSUED M. BERGMAN	DATE 08/22/16

UNLESS OTHERWISE SPECIFIED DIMENSIONS ARE IN INCHES. TOLERANCES OTHER THAN THE SIZE OF RAW MATERIAL SHALL BE HELD AS FOLLOWS:

1 PLACE DECIMAL	±.1
2 PLACE DECIMAL	±.01
3 PLACE DECIMAL	±.005
FRACTIONAL	±1/64
ANGULAR	±1/2°

MOTION SENSORS, INC.

TITLE: OUTLINE-SPECIFICATION DRAWING
DUAL HALL EFFECT, OPEN COLLECTOR TYPE
SUPPLY TRACKING OUTPUT, FLANGED HOUSING
WITH CONNECTOR

SIZE C	CAGE CODE OY2U4	DWG NO HD-116	REV -
SCALE NONE	SHEET		

4

3

2

1